

○ MUSIC  city COUNSELOR

THANK YOU FOR YOUR
PURCHASE!



Hey y'all, Laura here! I so appreciate when you please take a moment to leave a review on my resources on my TpT Store. Thanks for your support! Enjoy the resource!

♥ *laura oathout*

LET'S CONNECT!



For helpful ideas, engaging resources, and freebies, please check out my website and membership!

○ ♥ **WEBSITE:** www.musiccitycounselor.com

♥ **MEMBERSHIP:** www.counselorcollab.com

ASCA MINDSETS & BEHAVIORS:

Category 1: Mindset Standards

- M 6: Understanding that postsecondary education and life-long learning are necessary for long-term career success.

Category 2: Behavior Standards

- B-LS 7: Identify long- and short-term academic, career, and social/emotional goals.

DIRECTIONS PAGE I:

This lesson will take approximately 45 minutes to complete.
The materials are included in both English and Spanish.

Materials Needed:

- Printed materials
- Crayons or markers
- Pencils

Recommended Sequence:

1. Complete the PowerPoint or digital for Google Slides™ Career City virtual Career Day experience.
2. Complete the "My Book of Careers" Coloring Book with students.
3. Display the instructional posters in your space.

Presentation:

Both a PowerPoint and digital for Google Slides™ presentation are included in both English and Spanish. This presentation offers students the opportunity to "visit" 20 locations in Career City and learn about 20 different careers! Students will "meet" a community helper, hear about their career, and learn about the tools they use. I recommend using this activity on a smart board with a whole group of students, or on an iPad/computer with a small group/individual student. There are 2 maps included.

TO USE THE POWERPOINT:

1. Click "Slideshow" -> "Play from Start." Make sure the slideshow is playing in FULL-SCREEN presentation mode.
2. Scroll to slide 3, the first map.
3. Ask students to volunteer to come up to the smart board or device and choose one building on the map. The student can click on it, then it will automatically take them "inside" that building to learn about that career.
4. To go back to the map, click on the map image in the top corner.
5. You can visit the careers in any order that you would like.

DIRECTIONS PAGE 2:

Printable "My Careers Book:"

After the presentation, please use the printable "My Careers Book" as a follow-up activity. It includes a coloring page for each career in Career City and a writing activity that let's students write and draw about which career they'd like to be when they grow up. Both English and Spanish are provided. You can choose to give students the whole book or any combination of these pages to color and write on.

Posters:

20 posters are included, one for each career in Career City. Both English and Spanish are provided. These make for a beautiful bulletin board or display for your space!

Questions, comments, or suggestions? Please contact me at laura@musiccitycounselor.com. I'm here to help! ☺

PS I so appreciate when you **please leave feedback** on my resources. It helps other educators find quality resources and helps my small business grow!

ENGLISH CAREER POSTERS


TEACHER



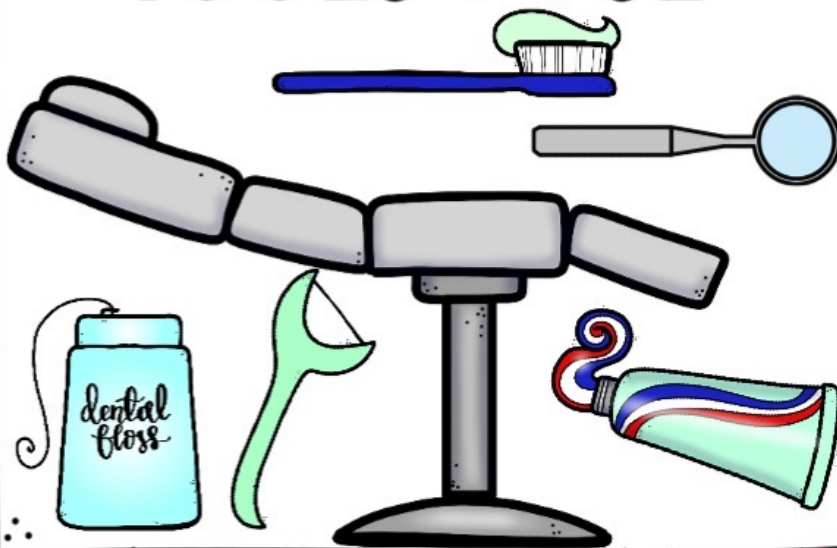
TOOLS I USE:



DENTIST



TOOLS I USE:



VETERINARIAN




GROCERY WORKER



TOOLS I USE:




LIFEGUARD



FIREFIGHTER



TOOLS I USE:



POLICE




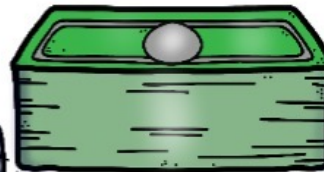

TOOLS I USE:



BANKER



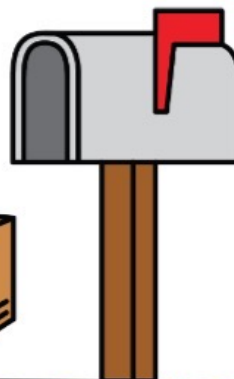
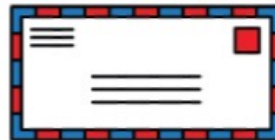
TOOLS I USE:



MAIL CARRIER



TOOLS I USE:



CONSTRUCTION WORKER



TRASH COLLECTOR



TOOLS I USE:



LIBRARIAN



TOOLS I USE:



HAIR STYLIST




TOOLS I USE:



CHEF



FLORIST



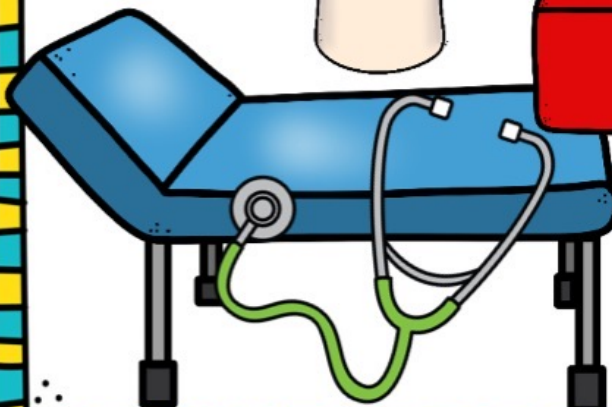
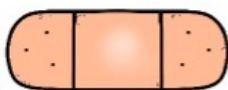
TOOLS I USE:



DOCTOR



TOOLS I USE:



PAINTER



TOOLS I USE:



FARMER



PILOT



TOOLS I USE:



FOREST RANGER




SPANISH CAREER POSTERS

MAESTRA



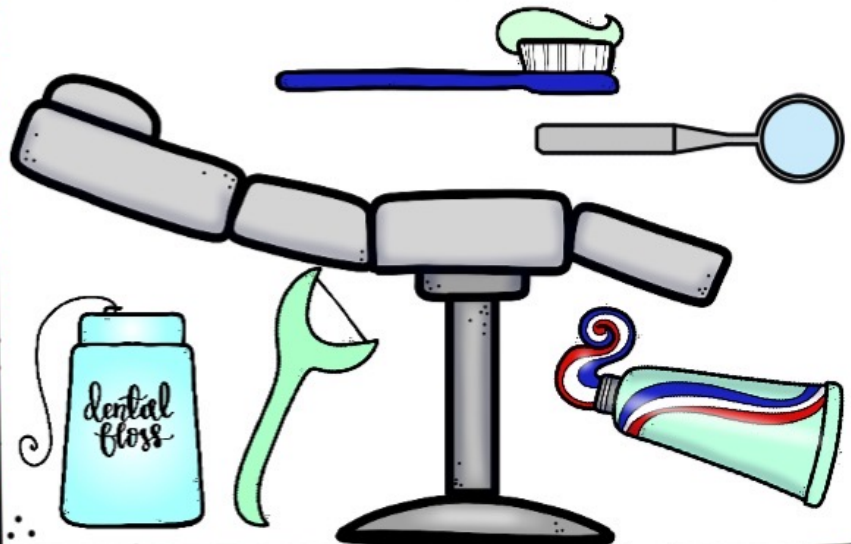
MIS HERRAMIENTAS:




DENTISTA



MIS HERRAMIENTAS:



VETERINARIA



MIS HERRAMIENTAS:



TRABAJADORA DE SUPERMERCADO





SALVAVIDAS



BOMBERA



MIS HERRAMIENTAS:



POLICÍA



MIS HERRAMIENTAS:



BANQUERA



MIS HERRAMIENTAS:



CARTERA



TRABAJADORA DE LA CONSTRUCCIÓN




RECOLECTOR DE BASURA



BIBLIOTECARIO



MIS HERRAMIENTAS:



PELUQUERA




MIS HERRAMIENTAS:



COCINERO



FLORISTA



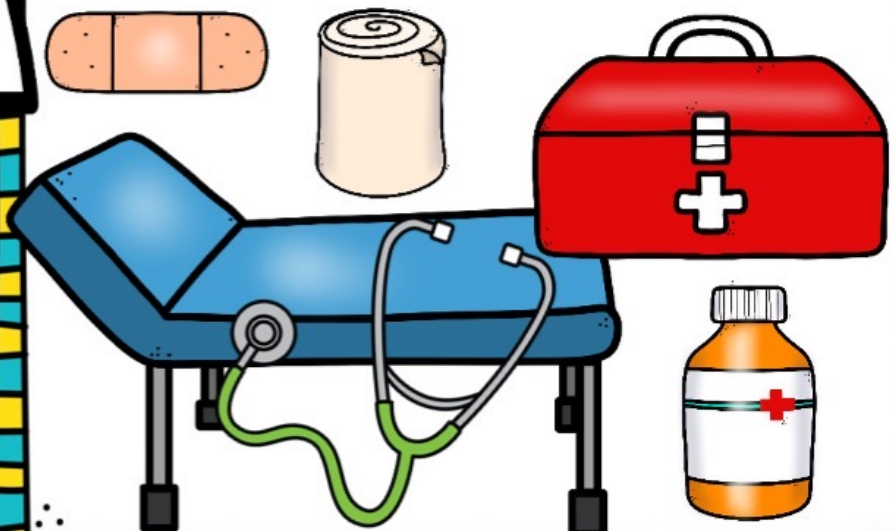
MIS HERRAMIENTAS:



DOCTORA



MIS HERRAMIENTAS:



PINTOR



MIS HERRAMIENTAS:



GRANJERO



PILOTO



MIS HERRAMIENTAS:



GUARDABOSQUES



**ENGLISH
CAREERS
COLORING
BOOK**

Name: _____

My Book of CAREERS




TEACHER



**My
Tools:**



DENTIST



**My
Tools:**



VETERINARIAN




GROCERY WORKER



LIFEGUARD

My
Tools:




FIREFIGHTER

My
Tools:



POLICE OFFICER



**My
Tools:**



BANKER

My
Tools:



MAIL CARRIER





**My
Tools:**



CONSTRUCTION WORKER

**My
Tools:**



TRASH COLLECTOR

My
Tools:



LIBRARIAN

My
Tools:



HAIR STYLIST

My
Tools:




CHEF




**My
Tools:**



FLORIST



My
Tools:



DOCTOR

My
Tools:




Painter


My
Tools:



AIRPLANE PILOT



**My
Tools:**



FOREST RANGER



My
Tools:




FARMER



**My
Tools:**

Name: _____

★ **When I**
GROW UP
I will be... ★



A large rectangular box with a double-line border, intended for drawing or writing. A heart shape is attached to the top right corner of the box.

**SPANISH
CAREERS
COLORING
BOOK**

Nombre: _____

Mi Libro de CARRERAS



PROFESORA




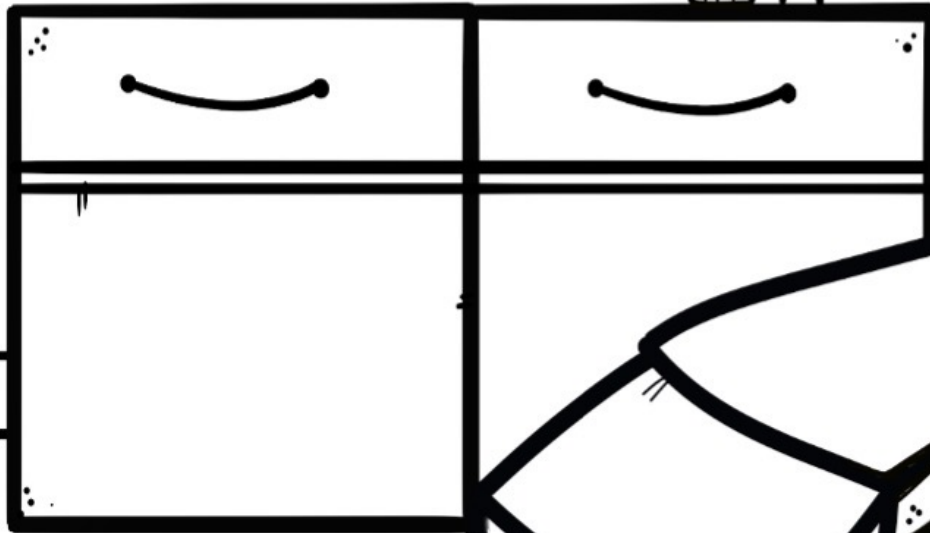

¡Bienvenidos,
estudiantes!

**Mis
Herramientas**



DENTISTA

Mis
Herramientas



VETERINARIA



**Mis
Herramientas**

TRABAJADORA DE TIENDAS




Mis Herramientas



SALVAVIDAS

Mis
Herramientas




BOMBERO

Mis Herramientas



OFICIAL DE POLICIA

Mis Herramientas



BANQUERA

Mis Herramientas




BANK

CARTERA





Mis Herramientas



TRABAJADORA DE CONSTRUCCIÓN

Mis Herramientas



RECOLECTOR DE BASURA

Mis Herramientas



BIBLIOTECARIO

Mis Herramientas



PELUQUERA


**Mis
Herramientas**



CHEF





**Mis
Herramientas**



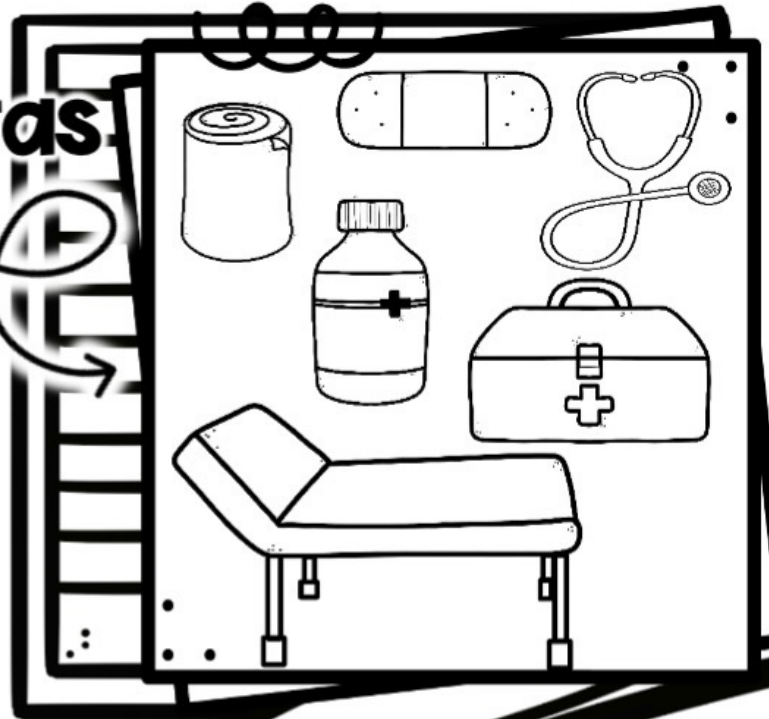
FLORISTA

Mis Herramientas



DOCTORA

Mis Herramientas




PINTOR

Mis Herramientas



PILOTO DE AVIÓN



Mis Herramientas



GUARDA- BOSQUES

© Music City Counselor



Mis
Herramientas

GRANJERO



Mis Herramientas



Name: _____



Cuando sea
MAYOR
quiero ser...



A large rectangular box with a double-line border, intended for a drawing or illustration.

○ TERMS OF USE:

- Make copies for the purchaser's classroom AND share copies with other educators within your school building
- Reference (without distribution) this product in blog posts, seminars, professional development workshops, or other such venues provided there is both credit given to myself as the author and a link back to my TpT store included in the post/presentation

• YOU MAY •

- Claim the work as your own, alter the files in any way, or remove/attempt to remove the copyright
- Share this product with educators outside of your school building
- Repackage, sell, or giveaway this product to others
- Offer to share this product anywhere on the internet as a download or copy

• YOU MAY NOT •



Please contact me any time at laura@musiccitycounselor.com with questions, suggestions, resource requests, or comments. I'm here to help and would love to hear from you!

♥ *laura oathout*

THIS RESOURCE WAS MADE POSSIBLE THANKS TO:

